



NATIONAL GOVERNMENT OF KENYA

Ministry of Public Works, Roads & Housing

Regional Investment Report — Nyanza Region

What We Are Building For You

Status as at 4th May 2026 · Sub-County Level Details · 1

Kisumu · Siaya · Homabay · Migori · Kisii · Nyamira

KES 270.5B

Total Investment

6

Counties

320+

Projects

Sub-County

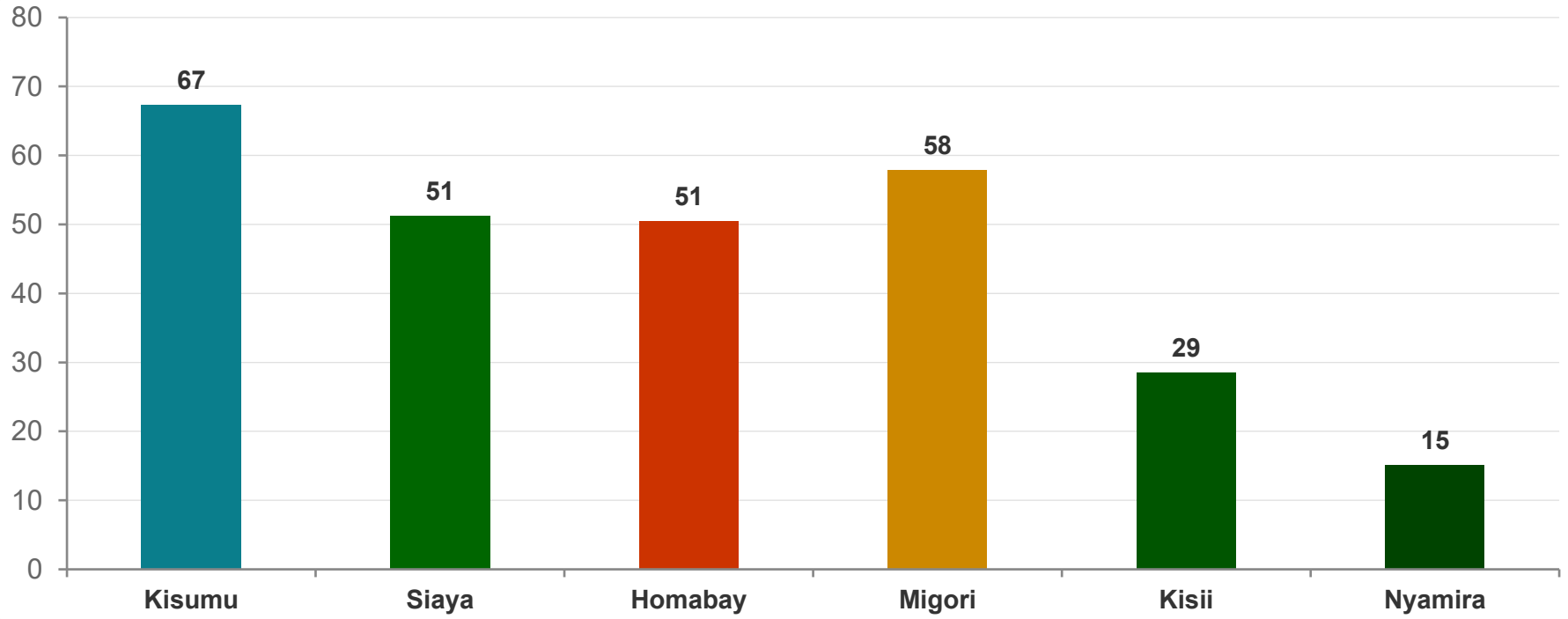
Level Reporting





REGIONAL INVESTMENT — COUNTY OVERVIEW

KES 270.5 Billion · 6 Counties · Nyanza Region




KES 67.3B




KES 51.2B



KES 50.5B



KES 57.9B



KES 28.5B



KES 15.1B




PROJECT STATUS — NYANZA REGION

As at 4th May 2026 · All 6 Counties · All Categories

COMPLETED

12+ projects



SUBSTANTIALLY COMPLETE / ≥75%

25+ projects



UNDER CONSTRUCTION

120+ projects



EARLY STAGE / AWARDED

60+ projects



PLANNED / PIPELINE

100+ projects



KES 270.5 BILLION INVESTED IN NYANZA REGION — 6 COUNTIES — 4th May 2026





KISUMU COUNTY — INVESTMENT SUMMARY



TOTAL COUNTY INVESTMENT **KES 67.34B**



HOUSING & AHP 16 projects

KES 34.02B



ROAD PROJECTS 9 projects

KES 23.22B



INSTITUTIONAL PROJECTS 10 projects

KES 5.46B

MARKETS 14 projects

KES 4.64B



KISUMU — HOUSING & AHP (1/4)



KES 34.02B

Total Category Budget

16 Projects

In This County

0 Done

Fully Delivered

5 Under Construction

4 Early Stage / Awarded

7 Planned / Pipeline

1

Lumumba AHP

Kisumu Central

Status

70% progress

Acreage

Units

Cost (KES)

18

2,384

5,752,956,230.7

2

Kibos AHP

Kisumu East

Status

Planned for advert

Acreage

Units

Cost (KES)

20

2,500

5,950,000,000

3

Upper Kanyakwar Phase 1

Kisumu North

Status

30% progress

Acreage

Units

Cost (KES)

8

882

1,731,329,929

4

Upper Kanyakwar Phase 3

Kisumu North

Status

Mobilization ongoing

Acreage

Units

Cost (KES)

9

1,000

2,425,275,084.56



KISUMU — HOUSING & AHP (2/4)



5

Shauri Moyo Survey Site

Kisumu Central

Status

Mobilization ongoing

Acreage

8

Units

1,000

Cost (KES)

2,370,940,737

7

Nyabondo AHP

Muhoroni

Status

Planned for advert

Acreage

8

Units

1,000

Cost (KES)

2,630,000,000

6

Maseno AHP

Kisumu West

Status

2% progress

Acreage

8

Units

1,000

Cost (KES)

2,455,264,410

8

Kombewa Town AHP

Seme

Status

Planned for advert

Acreage

8

Units

1,000

Cost (KES)

2,630,000,000



KISUMU — HOUSING & AHP (3/4)



9 Migosi AHP

Kisumu Central

Status

Mobilization ongoing

Acreage	Units	Cost (KES)
8	1,000	2,268,660,564.84

10 Kisian AHP

Kisumu North

Status

Planned for advert

Acreage	Units	Cost (KES)
6	750	1,642,428,632.26

11 Ahero Interchange AHP

Nyando

Status

6% progress

Acreage	Units	Cost (KES)
2	200	463,026,179.9

12 MOW Site – RIAT

Kisumu East

Status

Mobilization ongoing

Acreage	Units	Cost (KES)
4	500	1,142,565,373.38



1/3 Upper Kanyakwar Phase 2

Kisumu North

Status

4% progress

Acreage	Units	Cost (KES)
4	400	826,830,743.06

1/4 Muhoroni Township AHP

Muhoroni

Status

Planned for advert

Acreage	Units	Cost (KES)
3	320	577,400,000

1/5 Miwani AHP

Muhoroni

Status

Planned for advert

Acreage	Units	Cost (KES)
3	320	577,400,000

1/6 Chemelil AHP

Muhoroni

Status

Planned for advert

Acreage	Units	Cost (KES)
3	320	577,400,000



KISUMU — ROAD PROJECTS (1/3)



KES 23.22B

Total Category Budget

9 Projects

In This County

2 Done

Fully Delivered

2 Completed ✓

1 ≥75% Complete

4 Under Construction

2 Early Stage / Awarded

1 Chemelil–Muhoroni–Kipsitet (Lot 3)

Muhoroni

Status

25% progress with 11km blacktop achieved

Route

Km

Cost (KES)

—

44.5

5,720,767,704

2 Mamboleo–Miwani (Lot 1)

Kisumu East

Status

24% progress with 5km blacktop achieved

Route

Km

Cost (KES)

—

12.9

5,194,524,146

3 Miwani–Chemelil (Lot 2)

Muhoroni

Status

35% progress with 7km blacktop achieved

Route

Km

Cost (KES)

—

43.4

4,964,716,883

4 Maseno–Kombewa–Kalandini D245

Kisumu West

Status

80% progress with 24km blacktop achieved

Route

Km

Cost (KES)

—

30.5

1,726,831,977



KISUMU — ROAD PROJECTS (2/3)



5 Kisumu Boys–Mamboleo Dualling

Kisumu East

Status

100% complete

Route	Km	Cost (KES)
—	4.7	1,314,945,369

6 Ahero/Kericho Interchange

Nyando

Status

100% complete

Route	Km	Cost (KES)
—	3.52	1,388,321,424

7 Koru Town–Bible College Road

Muhoroni

Status

11% progress

Route	Km	Cost (KES)
—	11	892,606,639

8 Holo–Lela Road

Seme

Status

Under mobilization

Route	Km	Cost (KES)
—	12	920,004,631



KISUMU — ROAD PROJECTS (3/3)



9 Chiga–Rabuor Road

Kisumu North

Status

Under mobilization

Route	Km	Cost (KES)
—	11	1,101,032,202



KISUMU — INSTITUTIONAL PROJECTS (1/3)



KES 5.46B

Total Category Budget

10 Projects

In This County

0 Done

Fully Delivered

5 Under Construction

1 Early Stage / Awarded

4 Planned / Pipeline

1 Uzima University Hostels

Kisumu Central

Status

Planned for advert

Capacity

Beds

Cost (KES)

—

2,640

1,448,616,816.7

2 Kisumu National Polytechnic

Kisumu Central

Status

Planned for advert

Capacity

Beds

Cost (KES)

—

1,720

948,616,816.7

3 Ramogi RIAT Hostels

Kisumu Central

Status

16% progress

Capacity

Beds

Cost (KES)

—

1,720

948,616,816.7

4 Maseno University Hostels

Kisumu West

Status

2% progress

Capacity

Beds

Cost (KES)

—

1,160

631,495,428.3



KISUMU — INSTITUTIONAL PROJECTS (2/3)



5 JOO KMTTC Hostels

Kisumu Central

Status

16% progress

Capacity	Beds	Cost (KES)
—	580	290,000,000

6 Nyakach TVC Hostels

Nyakach

Status

2% progress

Capacity	Beds	Cost (KES)
—	580	290,000,000

7 Seme TVC Hostels

Seme

Status

Planned for advert

Capacity	Beds	Cost (KES)
—	580	290,000,000

8 Nyando TVC Hostels

Nyando

Status

12% progress

Capacity	Beds	Cost (KES)
—	360	158,848,771.85



KISUMU — INSTITUTIONAL PROJECTS (3/3)



9 Ng'eny TVC Hostels

Nyakach

Status

Planned for advert

Capacity	Beds	Cost (KES)
—	360	158,848,771.85

10 Nyangoma TVC Hostels

Seme

Status

Under procurement

Capacity	Beds	Cost (KES)
—	580	290,000,000



KISUMU — MARKETS (1/4)



KES 4.64B

Total Category Budget

14 Projects

In This County

0 Done

Fully Delivered

2 ≥75% Complete

3 Under Construction

9 Planned / Pipeline

1 Kibuye Regional Market

Kisumu Central

Status

Planned for advert

Size

Capacity

Cost (KES)

—

10,000

1,450,000,000

2 Ahero Modern Market

Nyando

Status

Planned for advert

Size

Capacity

Cost (KES)

—

1,000

350,000,000

3 Jubilee County Market

Kisumu Central

Status

Planned for advert

Size

Capacity

Cost (KES)

—

1,000

350,000,000

4 Reru Modern Market

Muhoroni

Status

Planned for advert

Size

Capacity

Cost (KES)

—

1,000

350,000,000



KISUMU — MARKETS (2/4)



5 **Sondu Peace Market**

Nyakach

Status

Planned for advert

Size	Capacity	Cost (KES)
—	1,000	350,000,000

6 **Kisian ESP Market**

Kisumu North

Status

98% progress

Size	Capacity	Cost (KES)
—	300	58,826,940.8

7 **Muhoroni Town ESP Market**

Muhoroni

Status

98% progress

Size	Capacity	Cost (KES)
—	300	58,826,940.8

8 **Holo ESP Market**

Seme

Status

50% progress

Size	Capacity	Cost (KES)
—	300	58,826,940.8



KISUMU — MARKETS (3/4)



9 **Kaloka ESP Market**

Muhoroni

Status

44% progress

Size	Capacity	Cost (KES)
—	300	63,549,699.9

10 **Nyalenda ESP Market**

Kisumu Central

Status

2% progress

Size	Capacity	Cost (KES)
—	300	58,826,940.8

11 **Maseno Modern Market**

Kisumu West

Status

Planned for advert

Size	Capacity	Cost (KES)
—	750	288,000,000

12 **Awasi Modern Market**

Nyando

Status

Planned for advert

Size	Capacity	Cost (KES)
—	750	288,000,000



KISUMU — MARKETS (4/4)



1
3

Katito Modern Market

Nyakach

Status

Planned for advert

Size

Capacity

Cost (KES)

—

750

288,000,000

1
4

Sondu Modern Market

Nyakach

Status

Planned for advert

Size

Capacity

Cost (KES)

—

1,000

350,000,000




SIAYA COUNTY — INVESTMENT SUMMARY




TOTAL COUNTY INVESTMENT KES 51.18B


HOUSING & AHP 12 projects




KES 17.52B




ROAD PROJECTS 13 projects




KES 23.79B




INSTITUTIONAL PROJECTS 12 projects




KES 5.60B



MARKETS 14 projects



KES 4.49B





SIAYA — HOUSING & AHP (1/3)



KES 17.52B

Total Category Budget

12 Projects

In This County

0 Done

Fully Delivered

5 Under Construction

1 Early Stage / Awarded

6 Planned / Pipeline

1 Alego Usonga AHP

Alego Usonga

Status

44% progress

Acreage

Units

Cost (KES)

8

882

2,059,688,699.2

2 New Bondo Town AHP

Bondo

Status

2% progress

Acreage

Units

Cost (KES)

8

1,000

2,552,224,889

3 Siaya Town Civil Servants AHP

Siaya

Status

Planned for advert

Acreage

Units

Cost (KES)

8

1,000

2,215,200,500

4 New Siaya Town AHP

Siaya

Status

Planned for advert

Acreage

Units

Cost (KES)

8

1,000

2,215,200,500



5 Yala Millimani AHP

Gem

Status

Planned for advert

Acreage	Units	Cost (KES)
8	1,000	2,215,200,500

7 Bondo AHP

Bondo

Status

16% progress

Acreage	Units	Cost (KES)
6	750	1,017,206,935.77

6 Ukwala Town Staff Houses

Ugenya

Status

16% progress

Acreage	Units	Cost (KES)
4	400	907,739,618.56

8 Yala Town AHP

Gem

Status

20% progress

Acreage	Units	Cost (KES)
4	400	884,370,269.68



9 Ugunja AHP

Ugunja

Status

Under procurement

Acreage	Units	Cost (KES)
4	400	801,250,038

10 Nyaminia AHP

Bondo

Status

Planned for advert

Acreage	Units	Cost (KES)
4	500	1,107,600,250

11 Ugenya AHP

Ugenya

Status

Planned for advert

Acreage	Units	Cost (KES)
3	300	589,930,500

12 Aram AHP

Rarieda

Status

Planned for advert

Acreage	Units	Cost (KES)
3	300	589,930,500



SIAYA — ROAD PROJECTS (1/4)



KES 23.79B

Total Category Budget

13 Projects

In This County

0 Done

Fully Delivered

1 ≥75% Complete

3 Under Construction

7 Early Stage / Awarded

2 Planned / Pipeline

1 Kodiaga–Rabango–Usenge Road

Rarieda

Status

Awarded and under mobilisation

Route	Km	Cost (KES)
—	73	4,706,391,792

3 Maseno–Kombewa–Kalandini Road

Gem/Ugenya

Status

80% progress with 24km blacktop achieved

Route	Km	Cost (KES)
—	40	1,726,831,977

2 Ngiya–Kobare–Malel Road

Gem

Status

Awarded and under mobilisation

Route	Km	Cost (KES)
—	35.1	2,281,500,000

4 Dhogoye Bridge

Rarieda

Status

58% complete

Route	Km	Cost (KES)
—	3.3	1,999,349,506



SIAYA — ROAD PROJECTS (2/4)



5 Bondo Bypass

Bondo
Status

Contractor currently mobilising

Route	Km	Cost (KES)
—	25	1,873,308,948

6 Got Nanga–Jera–Bar–Ober Roads

Rarieda
Status

33% progress with 4km blacktop achieved

Route	Km	Cost (KES)
—	12	1,020,514,375

7 Kalandini–Lwala–Ka Elija Road

Ugenya
Status

Retendered and under evaluation

Route	Km	Cost (KES)
—	26	2,346,572,664

8 Koyucho–Uloma–Upanda Road

Gem
Status

Awarded and under mobilisation

Route	Km	Cost (KES)
—	26.5	1,722,500,000



SIAYA — ROAD PROJECTS (3/4)



9 Sihayi–Kadongo–Sega Road

Ugunja

Status

Retendered and under evaluation

Route	Km	Cost (KES)
—	20	1,300,000,000

10 Sidindi–Sigomre–Masiro Road

Ugunja

Status

Retendered and under evaluation

Route	Km	Cost (KES)
—	16	1,040,000,000

11 Bondo–Uyawi–Kibango Road

Bondo

Status

Contract under reassignment

Route	Km	Cost (KES)
—	27	1,574,051,559

12 Boro–Hawinga–Uwasi Road

Alego Usonga

Status

Retendered and under evaluation

Route	Km	Cost (KES)
—	25	1,922,074,885



SIAYA — ROAD PROJECTS (4/4)



1
3

Wangarot–Asembo Bay Road

Rarieda

Status

72% complete with 12km blacktop achieved

Route	Km	Cost (KES)
—	16.5	200,000,000



SIAYA — INSTITUTIONAL PROJECTS (1/3)



KES 5.60B

Total Category Budget

12 Projects

In This County

0 Done

Fully Delivered

4 Under Construction

2 Early Stage / Awarded

6 Planned / Pipeline

1 JOOUST Hostels

Bondo

Status

7% progress

Capacity

Beds

Cost (KES)

—

2,340

948,616,816.7

2 Siaya KMTCC Hostels

Siaya

Status

Planned for advert

Capacity

Beds

Cost (KES)

—

1,120

560,000,000

3 Odera Akang'o Campus

Siaya

Status

Planned for advert

Capacity

Beds

Cost (KES)

—

1,120

560,000,000

4 Bondo TTI (RATIYA) Hostels

Bondo

Status

Planned for advert

Capacity

Beds

Cost (KES)

—

880

440,000,000



SIAYA — INSTITUTIONAL PROJECTS (2/3)



5 Rarieda KMTTC Hostels

Rarieda

Status

2% progress

Capacity	Beds	Cost (KES)
—	580	290,000,000

6 Ugunja KMTTC Hostels

Ugunja

Status

2% progress

Capacity	Beds	Cost (KES)
—	580	290,000,000

7 Siaya National Polytechnic

Siaya

Status

Works yet to commence

Capacity	Beds	Cost (KES)
—	580	290,000,000

8 Ugenya TTC Hostels

Ugenya

Status

Retendered

Capacity	Beds	Cost (KES)
—	580	290,000,000



SIAYA — INSTITUTIONAL PROJECTS (3/3)



9 Rera KMTC – Gem Hostels

Gem

Status

Retendered

Capacity	Beds	Cost (KES)
—	580	290,000,000

10 St. Joseph TTI (Deaf) Hostels

Bondo

Status

3% progress

Capacity	Beds	Cost (KES)
—	340	154,199,905.56

11 Ugenya KMTC Hostels

Ugenya

Status

Planned for advert

Capacity	Beds	Cost (KES)
—	360	180,000,000

12 Ugunja NYS Campus Hostels

Ugunja

Status

Planned for advert

Capacity	Beds	Cost (KES)
—	360	180,000,000



SIAYA — MARKETS (1/4)



KES 4.49B

Total Category Budget

14 Projects

In This County

0 Done

Fully Delivered

4 ≥75% Complete

3 Under Construction

1 Early Stage / Awarded

6 Planned / Pipeline

1 Siaya Modern Market Hub Ph1

Siaya

Status

56% complete

Size

Capacity

Cost (KES)

—

750

359,644,358.17

2 Siaya Hub Phase 2

Siaya

Status

Planned for advert

Size

Capacity

Cost (KES)

—

1,000

350,000,000

3 Sega Modern Market

Ugenya

Status

Planned for advert

Size

Capacity

Cost (KES)

—

1,000

350,000,000

4 Ugunja Modern Market

Ugunja

Status

Planned for advert

Size

Capacity

Cost (KES)

—

1,000

350,000,000



5 Yala Modern Market

Gem

Status

Planned for advert

Size	Capacity	Cost (KES)
—	1,000	350,000,000

6 Bondo Town Market

Bondo

Status

Planned for advert

Size	Capacity	Cost (KES)
—	1,000	350,000,000

7 Usenge Modern Market

Rarieda

Status

Planned for advert

Size	Capacity	Cost (KES)
—	1,000	350,000,000

8 Bar-Ober ESP Market

Rarieda

Status

98% complete

Size	Capacity	Cost (KES)
—	300	70,000,000



SIAYA — MARKETS (3/4)



9 Akala ESP Market

Ugunja

Status

98% complete

Size	Capacity	Cost (KES)
—	300	70,000,000

10 Obambo ESP Market

Alego Usonga

Status

97% complete

Size	Capacity	Cost (KES)
—	300	70,000,000

11 Riat Kolemo ESP Market

Siaya

Status

97% complete

Size	Capacity	Cost (KES)
—	300	70,000,000

12 Sidindi ESP Market

Ugunja

Status

40% complete

Size	Capacity	Cost (KES)
—	300	70,000,000



SIAYA — MARKETS (4/4)



1
3 **Kayombi ESP Market**

Bondo

Status

19% complete

Size	Capacity	Cost (KES)
—	300	70,000,000

1
4 **Ukwala ESP Market**

Ugenya

Status

Under procurement

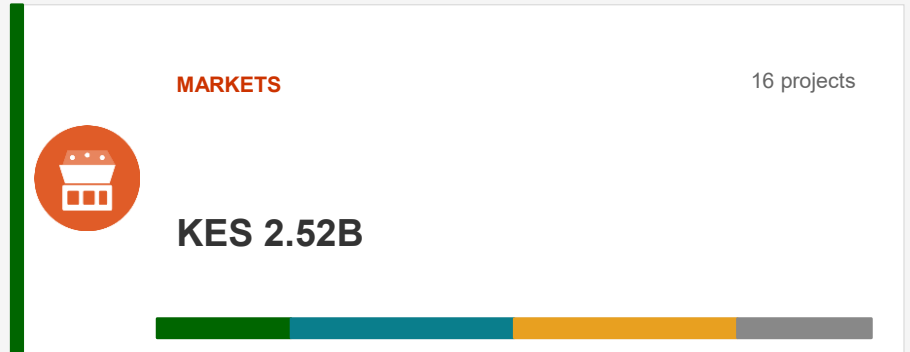
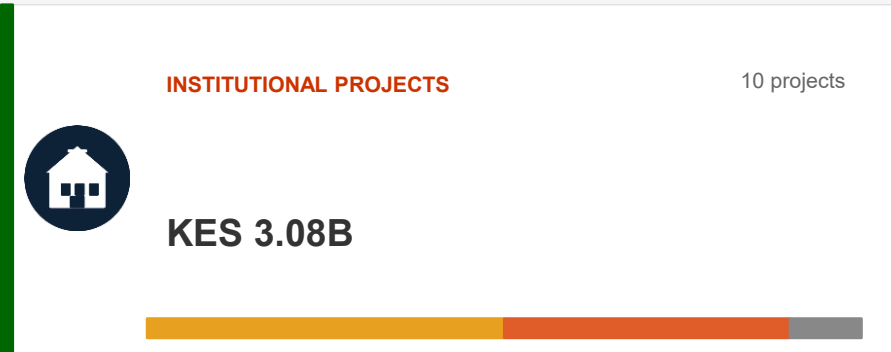
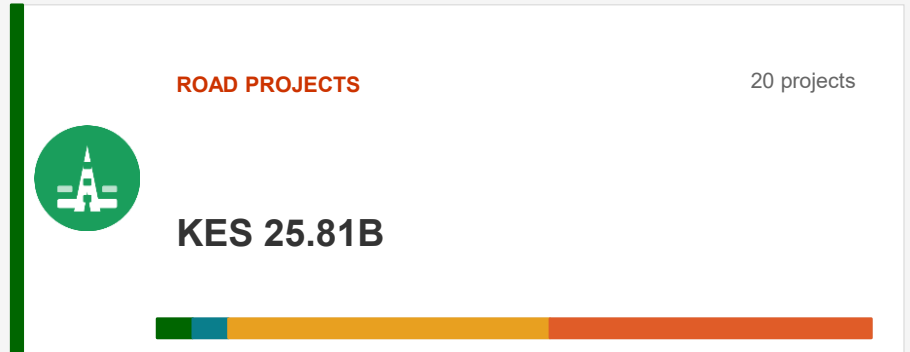
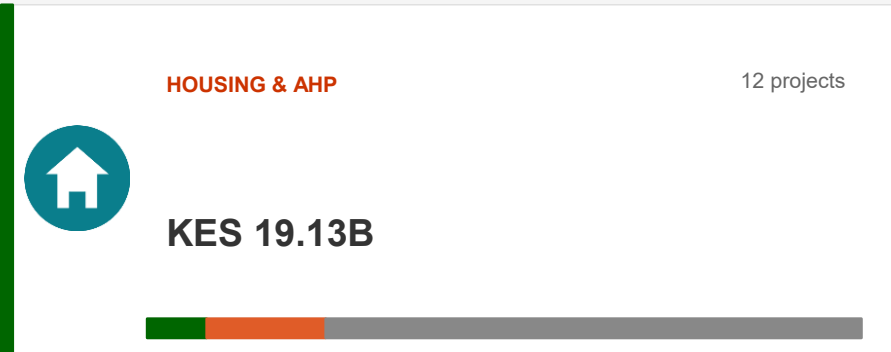
Size	Capacity	Cost (KES)
—	300	70,000,000



HOMABAY COUNTY — INVESTMENT SUMMARY



TOTAL COUNTY INVESTMENT **KES 50.54B**





HOMABAY — HOUSING & AHP (1/3)



KES 19.13B

Total Category Budget

12 Projects

In This County

1 Done

Fully Delivered

1 Completed ✓

2 Early Stage / Awarded

9 Planned / Pipeline

1 Gingo AHP

Suba South

Status

Under Procurement

Acreage

3.5

Units

220

Cost (KES)

548,570,399

2 Boma Yangu Homabay AHP (NHC)

Homa Bay Town

Status

Substantially complete and commissioned

Acreage

3

Units

110

Cost (KES)

174,438,830

3 Homabay Municipality Block 1/407

Homa Bay Town

Status

Under procurement

Acreage

8

Units

1,000

Cost (KES)

2,455,264,410

4 Homabay Phase 2

Homa Bay Town

Status

Planned for advert

Acreage

15

Units

2,000

Cost (KES)

5,950,000,000



HOMABAY — HOUSING & AHP (2/3)



5 Oyugis AHP

Rachuonyo South

Status

Planned for advert

Acreage	Units	Cost (KES)
4	500	1,142,565,373

6 Kendu Bay AHP

Rachuonyo North

Status

Planned for advert

Acreage	Units	Cost (KES)
8	1,000	2,630,000,000

7 Kamata AHP

Homa Bay Town

Status

Planned for advert

Acreage	Units	Cost (KES)
4	500	1,142,565,373

8 DCC Compound AHP

Homa Bay Town

Status

Planned for advert

Acreage	Units	Cost (KES)
4	500	1,142,565,373.38



HOMABAY — HOUSING & AHP (3/3)



9 Rangwe AHP

Rangwe

Status

Planned for advert

Acreage	Units	Cost (KES)
4	500	1,142,565,373.38

10 Magunga AHP

Kabondo Kasipul

Status

Planned for advert

Acreage	Units	Cost (KES)
3	300	577,400,000

11 Mirogi AHP

Ndhiwa

Status

Planned for advert

Acreage	Units	Cost (KES)
3	300	577,400,000

12 Mbita AHP

Suba North

Status

Planned for advert

Acreage	Units	Cost (KES)
6	750	1,642,428,632.26



HOMABAY — ROAD PROJECTS (1/5)



KES 25.81B

Total Category Budget

20 Projects

In This County

1 Done

Fully Delivered

1 Completed ✓

1 ≥75% Complete

9 Under Construction

9 Early Stage / Awarded

1 Kadel–Ramba Road Phase 2

Kabondo Kasipul

Status

11% progress with 3km blacktop achieved

Route	Km	Cost (KES)
—	67	3,916,559,184.38

3 Marindi–Magina–Rabuor Road

Rachuonyo East

Status

Under 5% progress

Route	Km	Cost (KES)
—	50	3,396,297,600.95

2 Mbita–Sindo–Kiabuya–Karungu Road

Suba North

Status

38% progress with 20km blacktop achieved

Route	Km	Cost (KES)
—	74	2,933,206,091.56

4 Kalamindi–Osani–Nyakweri Road

Kasipul

Status

Under procurement

Route	Km	Cost (KES)
—	38	2,470,000,000



HOMABAY — ROAD PROJECTS (2/5)



5 Agolomuk–Otati–Kogore Road

Ndhiwa

Status

11% progress

Route	Km	Cost (KES)
—	23	1,983,676,839.57

6 Nyaburu–Oboke–Rangwe Road

Rangwe

Status

41% progress with 8km blacktop achieved

Route	Km	Cost (KES)
—	18	983,693,046.9

7 Number Karabok–Adiedo Road

Rachuonyo East

Status

54% progress with 10km blacktop achieved

Route	Km	Cost (KES)
—	18	925,480,558.71

8 Homabay Town Roads Phase 1

Homa Bay Town

Status

Completed and handed over

Route	Km	Cost (KES)
—	10	650,000,000



HOMABAY — ROAD PROJECTS (3/5)



9 Dualling of Homa Bay Town Roads

Homa Bay Town

Status

Phase 1: 85% complete; Phase 2: under 5% progress

Route	Km	Cost (KES)
—	10	650,000,000

10 Njeri–Oriwo–Border–Pala Road

Ndhiwa

Status

13% progress

Route	Km	Cost (KES)
—	12	787,517,632.49

11 Tonga–Kisaku–Osiri Road

Mbita

Status

Under mobilization

Route	Km	Cost (KES)
—	17	1,105,000,000

12 Lwanda–Kanyakiano Road

Mbita

Status

Under mobilization

Route	Km	Cost (KES)
—	12	780,000,000



HOMABAY — ROAD PROJECTS (4/5)



1/3 Got Kojowi–Osogo–Otati Road

Kasipul

Status

Under mobilization

Route	Km	Cost (KES)
—	14	910,000,000

1/4 Rangwe–Ndiru Road

Rangwe

Status

Under mobilization

Route	Km	Cost (KES)
—	10	650,000,000

1/5 Suba South Ring Roads

Suba South

Status

Under procurement

Route	Km	Cost (KES)
—	15	975,000,000

1/6 Mfangano Island Ring Road

Suba North

Status

Under procurement

Route	Km	Cost (KES)
—	5	550,000,000



HOMABAY — ROAD PROJECTS (5/5)



17 Wahambla–Imbo Road

Kasipul

Status

Under 5% progress

Route	Km	Cost (KES)
—	10.5	632,337,850

18 Ruga–Lala Road

Rachuonyo North

Status

Under 5% progress

Route	Km	Cost (KES)
—	11	1,163,662,821.25

19 Sindo Town Roads

Suba North

Status

Under procurement

Route	Km	Cost (KES)
—	5	325,000,000

20 Kakelo A1–Kachieng A1 Gravelling

Mbita

Status

Under mobilization

Route	Km	Cost (KES)
—	13	26,000,000



HOMABAY — INSTITUTIONAL PROJECTS (1/3)



KES 3.08B

Total Category Budget

10 Projects

In This County

0 Done

Fully Delivered

5 Under Construction

4 Early Stage / Awarded

1 Planned / Pipeline

1 Tom Mboya University Hostels

Mbita

Status

10% progress

Capacity

Beds

Cost (KES)

—

2,448

949,819,450.8

2 South Mawego National Polytechnic

Kasipul

Status

Awarded

Capacity

Beds

Cost (KES)

—

1,240

467,170,945.5

3 South Rangwe TVC Hostels

Rangwe

Status

5% progress

Capacity

Beds

Cost (KES)

—

580

251,021,992.35

4 Omuga TVC Hostels

Kabondo Kasipul

Status

Under mobilization

Capacity

Beds

Cost (KES)

—

580

236,948,659.84



HOMABAY — INSTITUTIONAL PROJECTS (2/3)



5

Rachuonyo Ombek TVC Hostels

Rachuonyo North

Status

Under mobilization

Capacity

Beds

Cost (KES)

—

580

156,853,453.9

6

Mbita KMTC Hostels

Suba North

Status

Under mobilization

Capacity

Beds

Cost (KES)

—

580

290,000,000

7

Suba South TVC at Ramula

Suba South

Status

2% progress

Capacity

Beds

Cost (KES)

—

580

290,000,000

8

Homabay KMTC Hostels

Homa Bay Town

Status

5% progress

Capacity

Beds

Cost (KES)

—

580

290,000,000



HOMABAY — INSTITUTIONAL PROJECTS (3/3)



9 Nyandiwa TVC Hostels

Suba South

Status

2% progress

Capacity	Beds	Cost (KES)
—	360	151,187,371.26

10 Sindo KMTC Hostels

Suba North

Status

Planned for advert

Capacity	Beds	Cost (KES)
—	580	290,000,000



HOMABAY — MARKETS (1/4)



KES 2.52B

Total Category Budget

16 Projects

In This County

3 Done

Fully Delivered

3 Completed ✓

5 ≥75% Complete

5 Under Construction

3 Planned / Pipeline

1 Homa Bay Fish Market Hub Ph1

Homa Bay Town

Status

Completed and commissioned

Size

Capacity

Cost (KES)

—

1,000

465,135,572.76

2 Homabay Town County Market

Homa Bay Town

Status

Planned for advert

Size

Capacity

Cost (KES)

—

1,000

350,000,000

3 Mbita Modern Market

Suba North

Status

Planned for advert

Size

Capacity

Cost (KES)

—

750

288,000,000

4 Nyandiwa Modern Market

Suba South

Status

Planned for advert

Size

Capacity

Cost (KES)

—

750

288,000,000



HOMABAY — MARKETS (2/4)



5 Kendu Bay ESP Market

Rachuonyo North

Status

99% complete

Size	Capacity	Cost (KES)
—	300	58,826,940.8

7 Kijebi ESP Market

Kasipul

Status

100% complete

Size	Capacity	Cost (KES)
—	300	49,589,300

6 Kobodo ESP Market

Ndhiwa

Status

100% complete

Size	Capacity	Cost (KES)
—	300	63,549,699.9

8 Rodi Kopany ESP Market

Rachuonyo South

Status

99% complete

Size	Capacity	Cost (KES)
—	300	49,589,300



HOMABAY — MARKETS (3/4)



9 Ndhiwa ESP Market

Ndhiwa

Status

88% complete

Size

Capacity

Cost (KES)

—

300

58,826,940.8

11 Sindo ESP Market

Suba North

Status

85% complete

Size

Capacity

Cost (KES)

—

300

58,826,940.8

10 Luanda Nyamasare ESP Market

Kasipul

Status

85% complete

Size

Capacity

Cost (KES)

—

300

58,826,940.8

12 Misambi ESP Market

Mbita

Status

60% complete

Size

Capacity

Cost (KES)

—

300

49,589,300



HOMABAY — MARKETS (4/4)



1/3 Kigoto ESP Market

Kasipul

Status

18% complete

Size	Capacity	Cost (KES)
—	300	70,000,000

1/4 Kiabuya ESP Market

Suba North

Status

22% complete

Size	Capacity	Cost (KES)
—	300	70,000,000

1/5 Kadongo ESP Market

Rachuonyo East

Status

16% complete

Size	Capacity	Cost (KES)
—	300	49,589,300

1/6 Nyangweso ESP Market

Ndhiwa

Status

8% complete

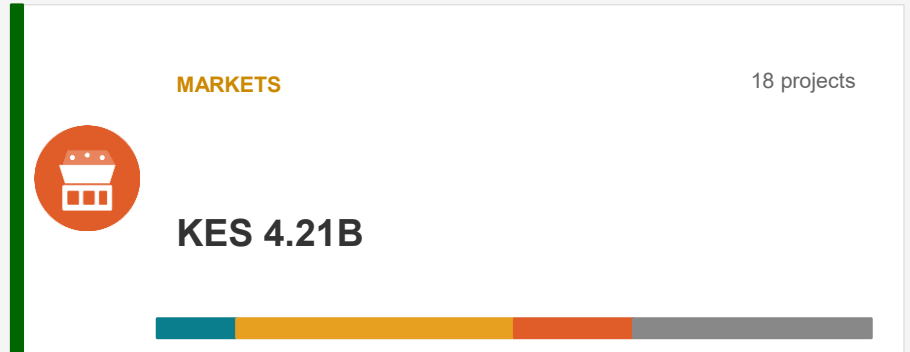
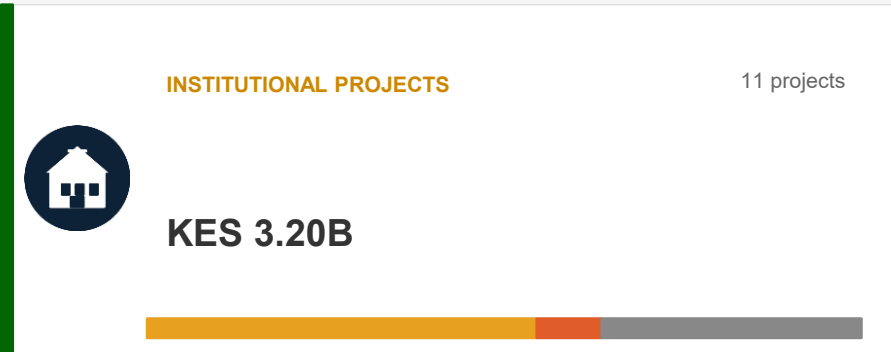
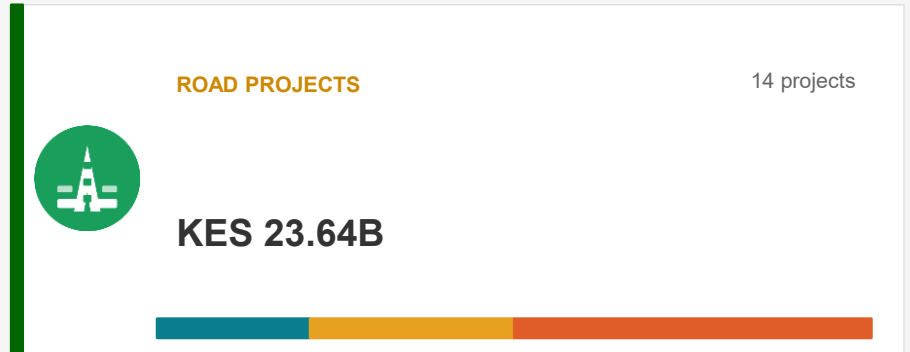
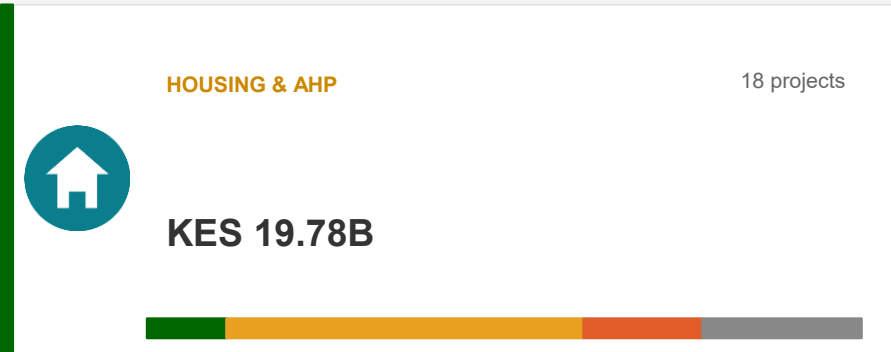
Size	Capacity	Cost (KES)
—	300	70,000,000



MIGORI COUNTY — INVESTMENT SUMMARY



TOTAL COUNTY INVESTMENT **KES 57.87B**





MIGORI — HOUSING & AHP (1/5)



KES 19.78B

Total Category Budget

18 Projects

In This County

2 Done

Fully Delivered

2 Completed ✓

9 Under Construction

3 Early Stage / Awarded

4 Planned / Pipeline

1 Mabera AHP Phase 1

Kuria West

Status

Completed and Commissioned

Acreage

Units

Cost (KES)

1

60

182,385,570.27

2 Uriri AHP

Uriri

Status

Completed and Commissioned

Acreage

Units

Cost (KES)

3

300

699,878,284.34

3 Awendo AHP

Awendo

Status

26% progress

Acreage

Units

Cost (KES)

3

293

749,362,364.37

4 Rongo AHP

Rongo

Status

21% progress

Acreage

Units

Cost (KES)

2

189

523,406,710.74



5 Kehancha AHP

Kuria West

Status

9% progress

Acreage	Units	Cost (KES)
3	298	699,878,284.34

7 Nguruna AHP

Kuria East

Status

18% progress

Acreage	Units	Cost (KES)
2	180	551,595,233.67

6 Ntimaru AHP

Kuria East

Status

14% progress

Acreage	Units	Cost (KES)
2	183	552,154,156.95

8 Kododa AHP

Suna East

Status

3% progress

Acreage	Units	Cost (KES)
2	185	548,570,399.01



9 Piny Oyie AHP

Nyatike

Status

2% progress

Acreage	Units	Cost (KES)
2	200	402,000,000

10 Awendo Posta AHP

Awendo

Status

3% progress

Acreage	Units	Cost (KES)
4	500	1,107,600,250

11 Sori AHP

Nyatike

Status

1% progress

Acreage	Units	Cost (KES)
4	500	1,107,600,250

12 Mabera AHP Phase 2

Kuria West

Status

Under procurement

Acreage	Units	Cost (KES)
4	500	1,107,600,250



MIGORI — HOUSING & AHP (4/5)



1
3 **Kendege AHP**

Kuria East

Status

Under procurement

Acreage	Units	Cost (KES)
4	500	1,107,600,250

1
4 **Mukuyu AHP**

Suna West

Status

Yet to start

Acreage	Units	Cost (KES)
4	400	801,250,038

1
5 **Suna East Utawala Estate**

Suna East

Status

Under procurement

Acreage	Units	Cost (KES)
15	2,000	5,915,200,500

1
6 **New Rongo Town AHP**

Rongo

Status

Yet to start

Acreage	Units	Cost (KES)
8	1,000	2,215,200,500



MIGORI — HOUSING & AHP (5/5)



1
7

Kamagambo AHP

Awendo

Status

Planned for advert

Acreage

8

Units

1,000

Cost (KES)

1,107,600,250

1
8

Migori Redcross AHP

Suna East

Status

Yet to start

Acreage

2

Units

200

Cost (KES)

402,000,000



MIGORI — ROAD PROJECTS (1/4)



KES 23.64B

Total Category Budget

14 Projects

In This County

0 Done

Fully Delivered

3 ≥75% Complete

4 Under Construction

7 Early Stage / Awarded

1 Masara–Sori–Agolo Muok Road

Nyatike

Status

84% progress with 30km blacktop achieved

Route	Km	Cost (KES)
—	41	1,884,028,031

3 Riosiri–Rongo Campus–Toku Bridge

Rongo

Status

87% progress with 24km blacktop achieved

Route	Km	Cost (KES)
—	30	1,183,520,467

2 Motemorabu–Suba Kuria–Masaba Road

Kuria East

Status

82% progress with 25km blacktop achieved

Route	Km	Cost (KES)
—	35	2,275,000,000

4 Ngege–Mapera–Rabuor Road

Uriri

Status

24% progress with 5km blacktop achieved

Route	Km	Cost (KES)
—	22	1,550,046,941



MIGORI — ROAD PROJECTS (2/4)



5 Masara–Muhuru Bay Road

Nyatike

Status

Under mobilization

Route	Km	Cost (KES)
—	53	3,600,000,000

6 Taranganya–Ntimaru–Kegonga Road

Kuria East

Status

Under 5% progress

Route	Km	Cost (KES)
—	40	2,460,504,782

7 Posta–Nyikendo–Macalder Road

Kuria West

Status

Under mobilization

Route	Km	Cost (KES)
—	32	2,001,951,887

8 Kanyawanga–Rapogi–Awendo Town

Awendo

Status

Under mobilization

Route	Km	Cost (KES)
—	32	2,325,286,589



MIGORI — ROAD PROJECTS (3/4)



9 Stella–Sibuoche–Gogo–Oyani Road

Nyatike

Status

Under 5% progress

Route	Km	Cost (KES)
—	20	1,532,947,636

10 Otho–Got Kachola Road

Uriri

Status

Under mobilization

Route	Km	Cost (KES)
—	20	1,300,000,000

11 Kabau–Piny Oyie Road

Nyatike

Status

Under 5% progress

Route	Km	Cost (KES)
—	40	1,451,615,549

12 Koguta–Nyabera Road

Suna West

Status

Under Procurement

Route	Km	Cost (KES)
—	13	845,000,000



MIGORI — ROAD PROJECTS (4/4)



1
3 Oruba–Kababu Road

Kuria West

Status

Under Procurement

Route	Km	Cost (KES)
—	10	650,000,000

1
4 Nyarobiro–Taranganya Road Ph1

Kuria East

Status

Under Procurement

Route	Km	Cost (KES)
—	10	650,000,000



MIGORI — INSTITUTIONAL PROJECTS (1/3)



KES 3.20B

Total Category Budget

11 Projects

In This County

0 Done

Fully Delivered

6 Under Construction

1 Early Stage / Awarded

4 Planned / Pipeline

1 Rongo University Hostels

Rongo

Status

14% progress

Capacity

Beds

Cost (KES)

—

2,480

948,616,816.7

2 Migori KMTTC Hostels

Suna East

Status

5% progress

Capacity

Beds

Cost (KES)

—

580

211,888,854.45

3 Awendo KMTTC Hostels

Awendo

Status

8% progress

Capacity

Beds

Cost (KES)

—

580

290,000,000

4 Uriri TVC Hostels

Uriri

Status

15% progress

Capacity

Beds

Cost (KES)

—

360

180,000,000



MIGORI — INSTITUTIONAL PROJECTS (2/3)



5 Siala TTI Hostels

Suna West

Status

1% progress

Capacity	Beds	Cost (KES)
—	360	180,000,000

6 Kendege TVC Hostels

Kuria East

Status

3% progress

Capacity	Beds	Cost (KES)
—	360	138,747,205.16

7 Mabera TVC Hostels

Kuria West

Status

Planned for advert

Capacity	Beds	Cost (KES)
—	580	290,000,000

8 Kakrao TVC Hostels

Suna East

Status

Under procurement

Capacity	Beds	Cost (KES)
—	580	290,000,000



MIGORI — INSTITUTIONAL PROJECTS (3/3)



9 Awendo-Siruti TVC Hostels

Awendo

Status

Planned for advert

Capacity	Beds	Cost (KES)
—	580	290,000,000

10 Kegonga KMTTC Hostels

Kuria East

Status

Planned for advert

Capacity	Beds	Cost (KES)
—	580	290,000,000

11 Migori Girls Rescue Centre

Suna East

Status

Planned for advert

Capacity	Beds	Cost (KES)
—	200	90,000,000



MIGORI — MARKETS (1/5)



KES 4.21B

Total Category Budget

18 Projects

In This County

0 Done

Fully Delivered

2 ≥75% Complete

7 Under Construction

3 Early Stage / Awarded

6 Planned / Pipeline

1 Maberu Modern Market

Kuria West

Status

Awarded

Size

Capacity

Cost (KES)

—

1,000

352,771,643.13

2 Kehancha Modern Market

Kuria West

Status

Under procurement

Size

Capacity

Cost (KES)

—

1,000

352,771,643.13

3 Awendo Modern Market

Awendo

Status

Under procurement

Size

Capacity

Cost (KES)

—

1,000

350,000,000

4 Muhuru Modern Market

Nyatike

Status

Planned for advert

Size

Capacity

Cost (KES)

—

1,000

350,000,000



MIGORI — MARKETS (2/5)



5 Rongo Modern Market

Rongo

Status

Planned for advert

Size	Capacity	Cost (KES)
—	1,000	350,000,000

6 Soko Mijinga Modern Market

Suna East

Status

Planned for advert

Size	Capacity	Cost (KES)
—	1,000	350,000,000

7 Sori Modern Market

Nyatike

Status

Planned for advert

Size	Capacity	Cost (KES)
—	1,000	350,000,000

8 Suna Marindi Modern Market

Suna East

Status

Planned for advert

Size	Capacity	Cost (KES)
—	1,000	350,000,000



MIGORI — MARKETS (3/5)



9 **Kegonga Modern Market**

Kuria East

Status

Planned for advert

Size	Capacity	Cost (KES)
—	750	280,000,000

10 **Riosir ESP Market**

Rongo

Status

88% progress

Size	Capacity	Cost (KES)
—	300	58,826,940.8

11 **Ranen ESP Market**

Urii

Status

84% progress

Size	Capacity	Cost (KES)
—	300	58,826,940.8

12 **Oria ESP Market**

Nyatike

Status

73% progress

Size	Capacity	Cost (KES)
—	300	49,589,300



MIGORI — MARKETS (4/5)



1
3 **Nyakweri ESP Market**

Uriri
Status

63% progress

Size	Capacity	Cost (KES)
—	300	49,589,300

1
4 **Ogwedhi ESP Market**

Uriri
Status

48% progress

Size	Capacity	Cost (KES)
—	300	58,826,940.8

1
5 **Sibuoche ESP Market**

Nyatike
Status

48% progress

Size	Capacity	Cost (KES)
—	300	58,826,940.8

1
6 **Nyabohanse ESP Market**

Nyatike
Status

47% progress

Size	Capacity	Cost (KES)
—	300	49,589,300



MIGORI — MARKETS (5/5)



17 Ntimaru ESP Market

Kuria East

Status

45% progress

Size	Capacity	Cost (KES)
—	300	63,549,699.9

18 Wath Ong'er ESP Market

Uriri

Status

43% progress

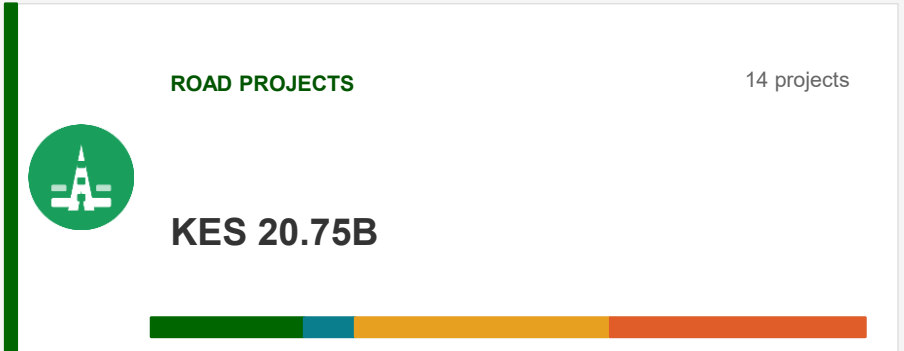
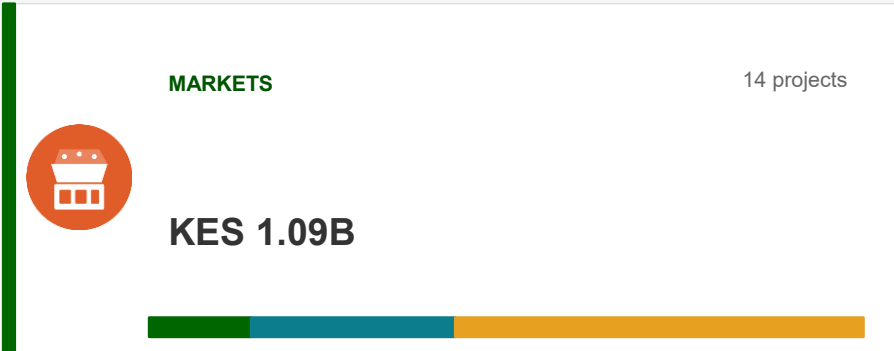
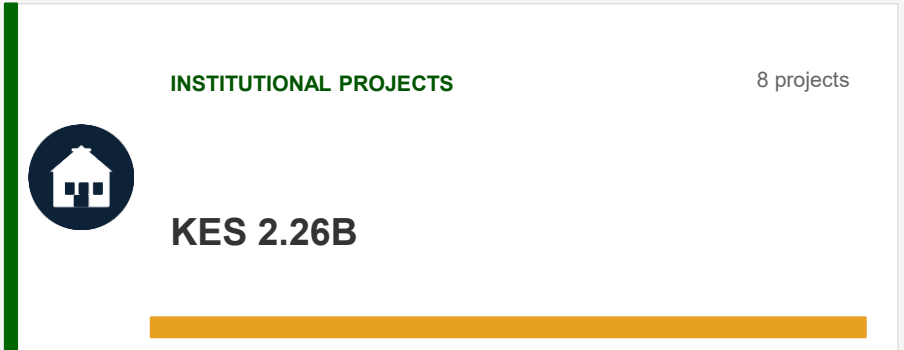
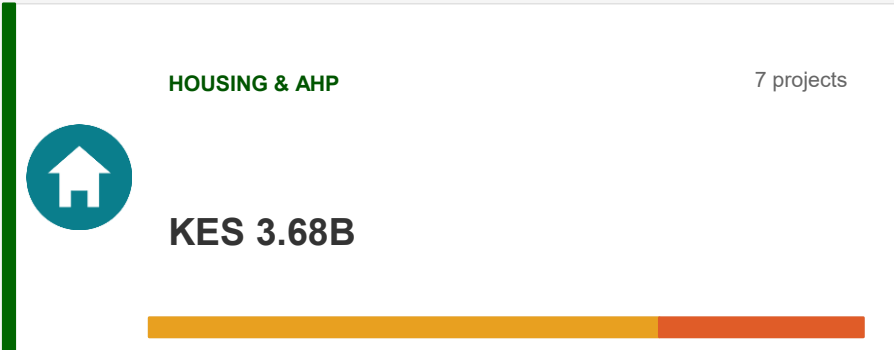
Size	Capacity	Cost (KES)
—	300	49,589,300



KISII COUNTY — INVESTMENT SUMMARY



TOTAL COUNTY INVESTMENT **KES 28.45B**





KISII — HOUSING & AHP (1/2)



KES 3.68B

Total Category Budget

7 Projects

In This County

0 Done

Fully Delivered

5 Under Construction

2 Early Stage / Awarded

1 Nyaribari Masaba AHP

Nyaribari Masaba

Status

35% progress

Acreage

Units

Cost (KES)

—

240

722,257,678

2 Nyanchwa AHP Phase 1

Bonchari

Status

32% progress

Acreage

Units

Cost (KES)

—

189

475,851,413

3 Ogembo AHP

South Mugirango

Status

46% progress

Acreage

Units

Cost (KES)

—

257

616,440,418

4 Nyachenge AHP

Kitutu Masaba

Status

7% progress

Acreage

Units

Cost (KES)

—

196

492,281,097



KISII — HOUSING & AHP (2/2)



5 Kisii Prisons Staff Housing

Bonchari

Status

5% progress

Acreage

Units

Cost (KES)

—

60

86,145,163

7 Nyangusu AHP

Bonchari

Status

Under Procurement

Acreage

Units

Cost (KES)

—

414

800,000,000

6 Suneka Town Airstrip AHP

Bonchari

Status

Awarded

Acreage

Units

Cost (KES)

—

500

1,206,746,813



KISII — INSTITUTIONAL PROJECTS (1/2)



KES 2.26B

Total Category Budget

8 Projects

In This County

0 Done

Fully Delivered

8 Under Construction

1 Kisii National Polytechnic Hostels

Bonchari

Status

3% progress

Capacity

Beds

Cost (KES)

—

840

384,821,057

2 Kisii University Hostels

Bonchari

Status

2% progress

Capacity

Beds

Cost (KES)

—

1,680

690,000,000

3 Keroka TTI Hostels

West Mugirango

Status

2% progress

Capacity

Beds

Cost (KES)

—

340

149,424,089

4 Riragia TVC Hostels

Kitutu Chache South

Status

2% progress

Capacity

Beds

Cost (KES)

—

340

149,424,089



KISII — INSTITUTIONAL PROJECTS (2/2)



5 Riamo TVC Hostels

Kitutu Chache North

Status

3% progress

Capacity	Beds	Cost (KES)
—	340	149,424,089

7 Gesabakwa TVC Hostels

Nyaribari Chache

Status

2% progress

Capacity	Beds	Cost (KES)
—	340	143,787,917

6 KMTC Kisii Hostels

Bonchari

Status

3% progress

Capacity	Beds	Cost (KES)
—	1,160	439,234,950

8 Nyamache KMTC Hostels

Nyamache

Status

3% progress

Capacity	Beds	Cost (KES)
—	340	150,050,094



KISII — MARKETS (1/4)



KES 1.09B

Total Category Budget

14 Projects

In This County

2 Done

Fully Delivered

2 Completed ✓

4 ≥75% Complete

8 Under Construction

1 Nyambara Modern Market

Bonchari

Status

10% progress

Size

Capacity

Cost (KES)

—

1,000

349,364,909

2 Motonto ESP Market

South Mugirango

Status

83% progress

Size

Capacity

Cost (KES)

—

300

70,013,855

3 Ramasha (Mogweko) ESP Market

West Mugirango

Status

85% progress

Size

Capacity

Cost (KES)

—

300

70,013,855

4 Masimba ESP Market

South Mugirango

Status

98% progress

Size

Capacity

Cost (KES)

—

300

55,197,915



KISII — MARKETS (2/4)



5 Egetuki ESP Market

Kitutu Masaba

Status

87% progress

Size	Capacity	Cost (KES)
—	300	55,197,915

7 Nyamatutu ESP Market

Kitutu Chache North

Status

55% progress

Size	Capacity	Cost (KES)
—	300	53,492,275

6 Etago ESP Market

South Mugirango

Status

56% progress

Size	Capacity	Cost (KES)
—	300	58,826,940

8 Mogonga ESP Market

West Mugirango

Status

34% progress

Size	Capacity	Cost (KES)
—	300	53,492,275



KISII — MARKETS (3/4)



9 **Riana ESP Market**

West Mugirango

Status

33% progress

Size	Capacity	Cost (KES)
—	300	54,939,924

10 **Nyakoe ESP Market**

Kitutu Masaba

Status

32% progress

Size	Capacity	Cost (KES)
—	300	54,939,924

11 **Nyangusu ESP Market**

Bonchari

Status

22% progress

Size	Capacity	Cost (KES)
—	300	55,454,351

12 **Nyamaiya ESP Market**

Nyamache

Status

10% progress

Size	Capacity	Cost (KES)
—	300	55,197,915



KISII — MARKETS (4/4)



1
3

Kiogoro ESP Market

Kitutu Masaba

Status

Site handed over

Size

Capacity

Cost (KES)

—

300

53,492,275

1
4

Marani ESP Market

West Mugirango

Status

Site handed over

Size

Capacity

Cost (KES)

—

300

53,492,275



KISII — ROAD PROJECTS (1/4)



KES 20.75B

Total Category Budget

14 Projects

In This County

3 Done

Fully Delivered

3 Completed ✓

1 ≥75% Complete

5 Under Construction

5 Early Stage / Awarded

1 Mogonga–Kenyena–Riokindo Roads

South Mugirango

Status

69% progress with 40km blacktop achieved

Route

Km

Cost (KES)

—

47

1,926,696,196

2 Metembe–Owalo–Rioma–Mbanda Roads

West Mugirango

Status

72% progress with 48km blacktop achieved

Route

Km

Cost (KES)

—

64

4,432,626,736

3 Omorungamu–Kenyena–Motonto Roads

South Mugirango

Status

79% progress with 60km blacktop achieved

Route

Km

Cost (KES)

—

76

3,015,020,467

4 Keboko–Nyangusu–Nyamache–Nyacheiki

Nyamache

Status

Substantially complete

Route

Km

Cost (KES)

—

25

1,192,744,468



KISII — ROAD PROJECTS (2/4)



5 Sosera–Ekona–Ramasha–Kiomiti Road

Kitutu Masaba

Status

19% progress with 3km blacktop achieved

Route	Km	Cost (KES)
—	15	824,672,868

6 Riosiri–Ensoko–Ikoba & Gotichaki Roads

Nyaribari Masaba

Status

Substantially complete

Route	Km	Cost (KES)
—	15	740,281,108

7 Nyabigena–Matangamano–Nyakoere Road

Nyaribari Chache

Status

30% progress with 7km blacktop achieved

Route	Km	Cost (KES)
—	23	828,004,213

8 Itumbe–Motonto–Sameta–Riakemoni Roads

South Mugirango

Status

44% progress with 15km blacktop achieved

Route	Km	Cost (KES)
—	36	1,201,719,931



KISII — ROAD PROJECTS (3/4)



9 Kamagambo–Nyasembe–Mogonga Phase 2

West Mugirango

Status

Substantially complete

Route	Km	Cost (KES)
—	9	759,303,981

1 Etago–Ekona–Mogende–Magenche Road Ph1

South Mugirango

Status

Awarded

Route	Km	Cost (KES)
—	17	917,463,388

1 Sameta Junction–Egetuki KMTC Road

Kitutu Masaba

Status

Awarded

Route	Km	Cost (KES)
—	11	678,000,000

1 Nyabigena–Esaka–Nyamarambe Roads

Nyaribari Chache

Status

Awarded

Route	Km	Cost (KES)
—	25	1,494,620,719



KISII — ROAD PROJECTS (4/4)



1
3

Nyabisabo–Nyakwana–Kegati Roads

Nyaribari Masaba

Status

Awarded

Route	Km	Cost (KES)
—	49	2,632,186,438

1
4

Omingo Bridge (Magara Bridge)

Kitutu Chache North

Status

Awarded

Route	Km	Cost (KES)
—	1	103,024,642




NYAMIRA COUNTY — INVESTMENT SUMMARY




TOTAL COUNTY INVESTMENT **KES 15.06B**


HOUSING & AHP 2 projects




KES 3.90B




MARKETS 3 projects




KES 284M




INSTITUTIONAL PROJECTS 4 projects




KES 647M



ROAD PROJECTS 7 projects



KES 10.23B





NYAMIRA — HOUSING & AHP



KES 3.90B

Total Category Budget

2 Projects

In This County

0 Done

Fully Delivered

2 Under Construction

1 Sironga AHP

North Mugirango

Status

5% progress

Acreage

Units

Cost (KES)

—

755

1,970,028,734

2 Manga AHP

Borabu

Status

7% progress

Acreage

Units

Cost (KES)

—

754

1,931,275,929



NYAMIRA — MARKETS



KES 284M

Total Category Budget

3 Projects

In This County

0 Done

Fully Delivered

3 Under Construction

1 Nyansiongo Modern Market

Borabu

Status

35% progress

Size

Capacity

Cost (KES)

—

1,000

144,830,699

2 Ekerenyo ESP Market

North Mugirango

Status

15% progress

Size

Capacity

Cost (KES)

—

300

69,797,076

3 Ikonge ESP Market

Manga

Status

8% progress

Size

Capacity

Cost (KES)

—

300

69,797,076



NYAMIRA — INSTITUTIONAL PROJECTS



KES 647M

Total Category Budget

4 Projects

In This County

0 Done

Fully Delivered

3 Under Construction

1 Early Stage / Awarded

1 Mongoni TTI Hostels

Manga

Status

4% progress

Capacity

Beds

Cost (KES)

—

340

136,830,924

2 Borabu TTI Hostels

Borabu

Status

3% progress

Capacity

Beds

Cost (KES)

—

340

144,406,347

3 Nyamira KMTC Hostels

Masaba South

Status

7% progress

Capacity

Beds

Cost (KES)

—

580

220,885,769

4 Gitwebe TTI Hostels

North Mugirango

Status

Under Procurement

Capacity

Beds

Cost (KES)

—

340

144,826,213



NYAMIRA — ROAD PROJECTS (1/2)



KES 10.23B

Total Category Budget

7 Projects

In This County

3 Done

Fully Delivered

3 Completed ✓

3 Under Construction

1 Early Stage / Awarded

1 Eronge–Kebuse–Kahawa–Borabu TTC Roads

Borabu

Status

58% progress

Route	Km	Cost (KES)
—	61	3,616,930,070

2 Gekano–Amabuko & Manga–Motemumwamu Roads

North Mugirango

Status

38% progress

Route	Km	Cost (KES)
—	33.3	1,420,024,202

3 Kemera–Kiendege–Eberege–Gachuba Road

Masaba South

Status

35% progress

Route	Km	Cost (KES)
—	12	636,187,496

4 Mosobeti–Kebirigo Road

Manga

Status

Substantially complete

Route	Km	Cost (KES)
—	14	675,609,013



NYAMIRA — ROAD PROJECTS (2/2)



5

Kijauri–Nyansiongo–Raitigo–Metamaywa Road

Borabu

Status

Substantially complete

Route	Km	Cost (KES)
—	38.4	2,312,176,915

7

Tombe–Isinta–Mokomoni Roads

North Mugirango

Status

Under Procurement

Route	Km	Cost (KES)
—	31	TBC

6

Keroka–Kebirigo (D224) Road

Manga

Status

Substantially complete

Route	Km	Cost (KES)
—	14	1,569,636,225



NATIONAL GOVERNMENT OF KENYA

Your Government Delivering for Nyanza Region

Total Investment: KES 270.5 Billion · 6 Counties · 4th May 2026

Delivering for Nyanza Region

KES 270.5B

Total Investment

6

Counties

320+

Active Projects

Sub-County

Level Accountability



KISUMU

KES 67.3B



SIAYA

KES 51.2B



HOMABAY

KES 50.5B



MIGORI

KES 57.9B



KISII

KES 28.5B



NYAMIRA

KES 15.1B

HARAMBEE — Pulling Together